

# AZ Mental Health and Criminal Justice Coalition

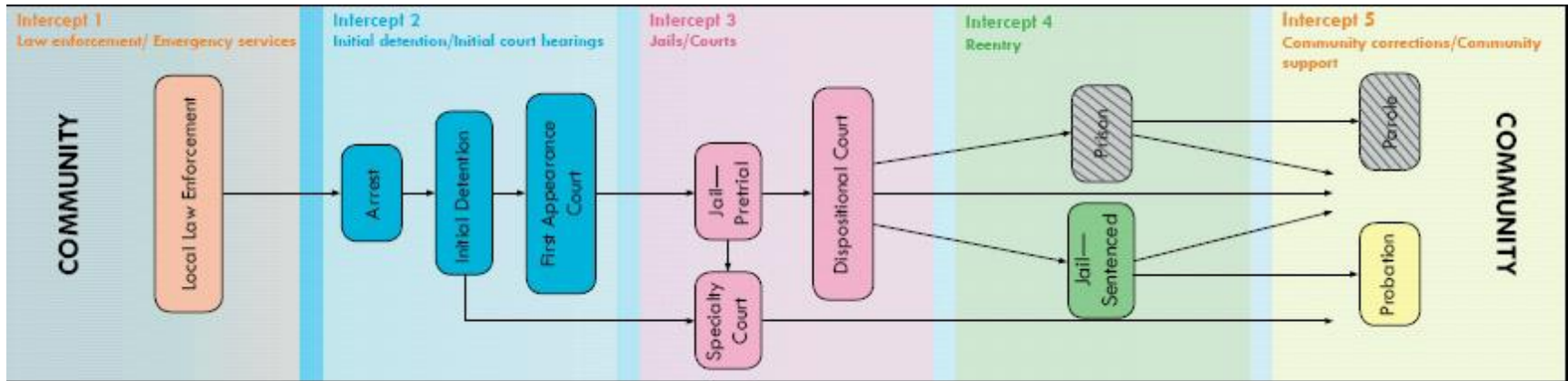
August 7, 2015

Dawn Noggle, PhD

Mental Health Director

Maricopa Correctional Health Services

# Opportunities along the way



**SCREEN AT BOOKING: EARLY IDENTIFICATION**

**CONTINUITY OF CARE: GET MEDICATIONS VERIFIED AND STARTED, JAIL DATA LINK, ELECTRONIC HR**

**CARE IN CUSTODY: ACCESS (HNR); RISK ASSESSMENT**

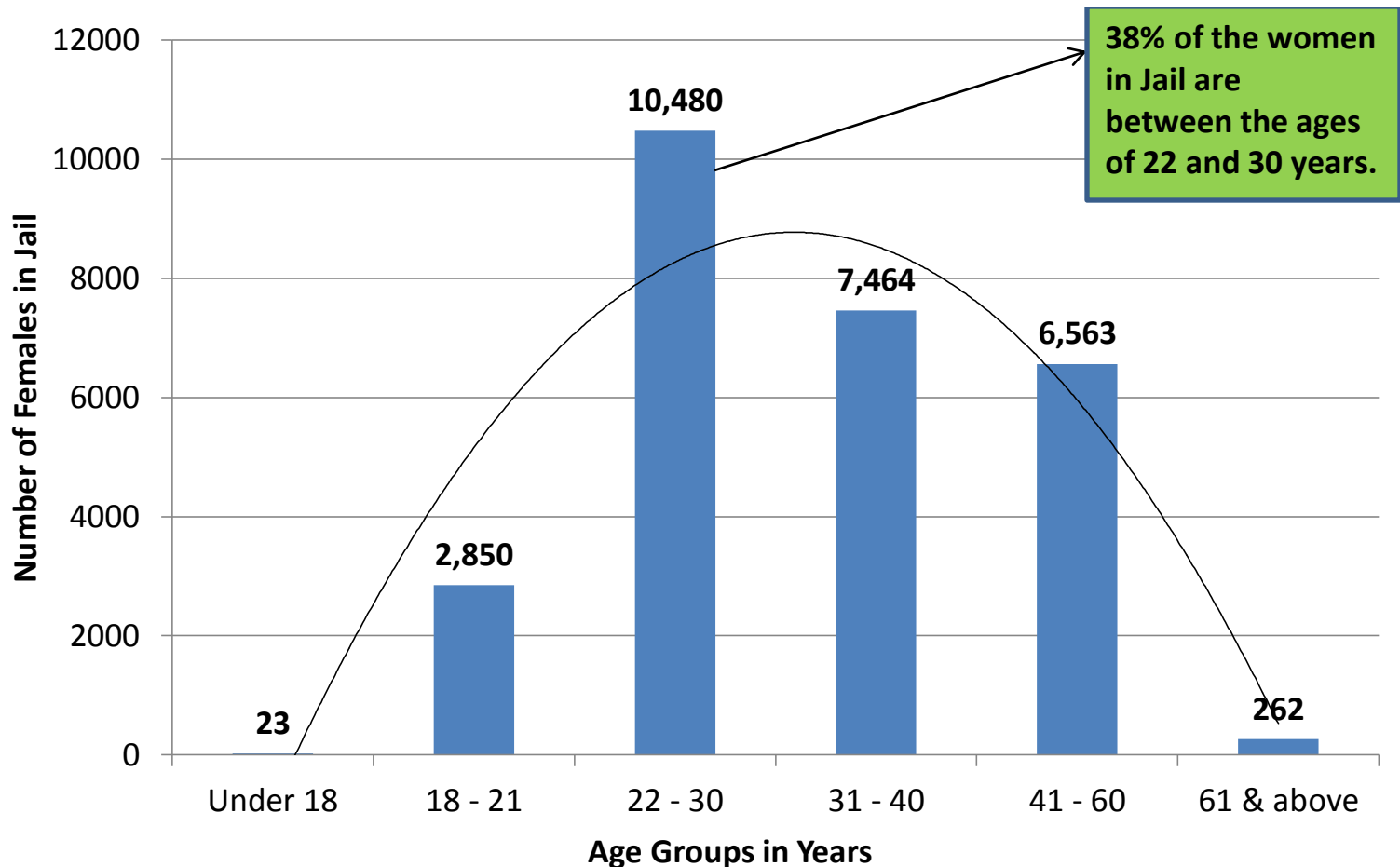
**TRANSITION PLANNING: “REACHING IN” & WARM TRANSFERS--CRITICAL WINDOWS: 24- 48 HOURS**

**SAFETY: REFERRALS (MCSO, SELF, CHS, COMMUNITY)  
([CHSCLINICALLIAISON@MAIL.MARICOPA.GOV](mailto:CHSCLINICALLIAISON@MAIL.MARICOPA.GOV) 602 876 7110**

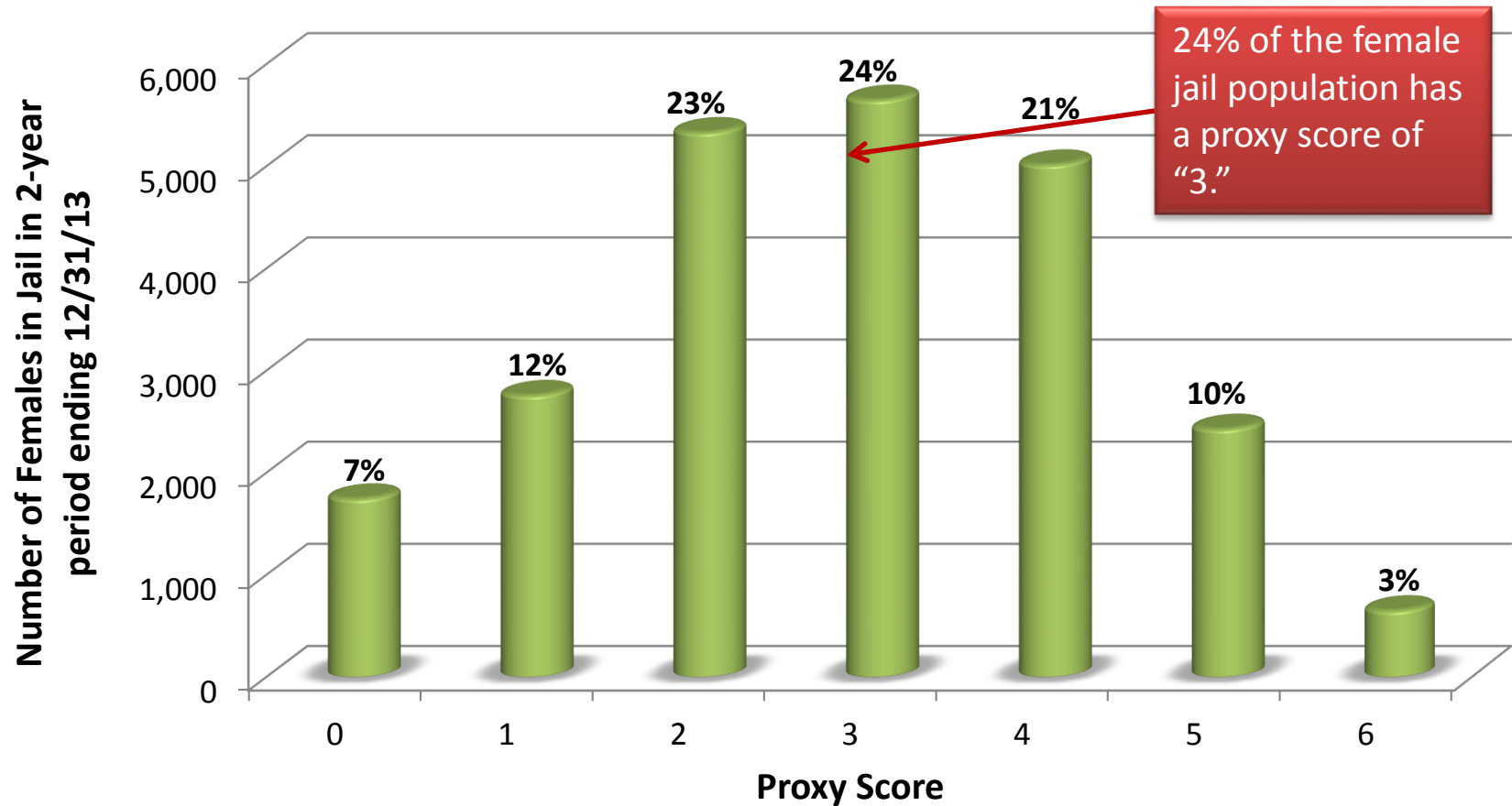
**TRAUMA INFORMED CARE AND “RIGHT FIT” SERVICES**

# Age Profile of Females in Jail

Age profile of women in Maricopa County jails for the two years ended Dec., 2013:



# Proxy Distribution of Female Jail Population



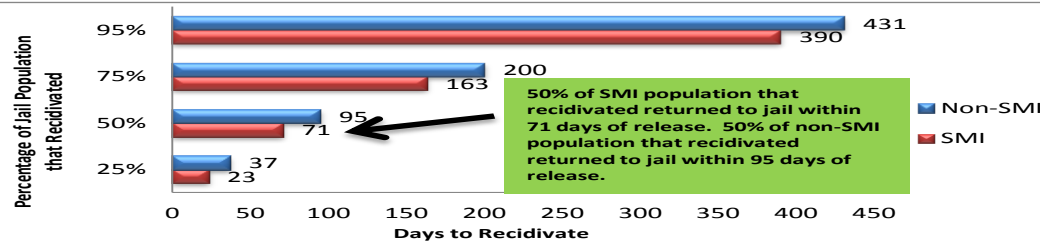
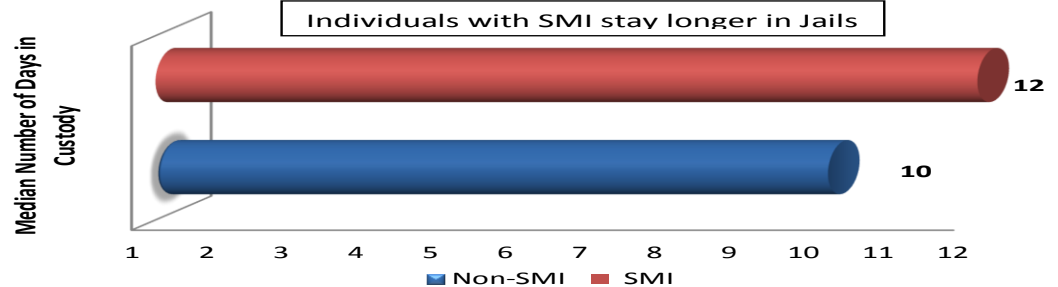
# Description of Serious Mental Illness (SMI) in Maricopa County Jails

Noor Singh

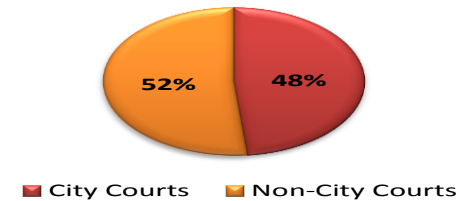
Justice System Planning & Information

May 27, 2014

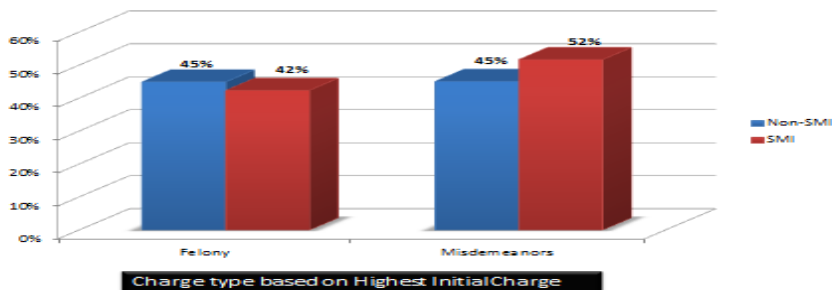
**5.6% of individuals in Maricopa County jails are SMI.**



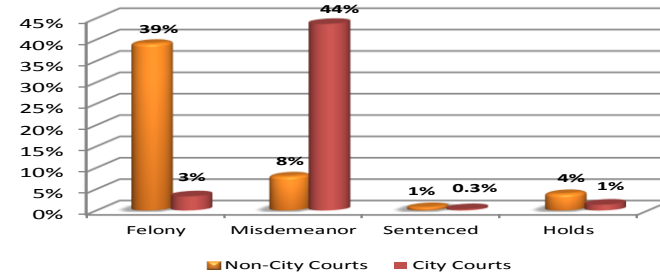
**Court of Origination for SMI - City vs. Non-City Courts**



## Charge Type Comparison of SMI & Non-SMI Population



**Charge Level Breakdown for SMI - City vs. Non-City Courts**



\*Approximately 8% of individuals in jails reported being currently or recently homeless. Among the homeless population in jails **10% are as SMI.**

\*Among frequent homeless jail users (4 or more stays in a 5-year period) **13% are SMI.**

# SMI, Homelessness, and Jail Usage in Maricopa County

Melissa Kovacs, Justice System Planning and Information, Maricopa County

## What does SMI and homelessness look like in the Maricopa County jails?

- ❖ **5.6%** of individuals in Maricopa County jails are SMI.
- ❖ Alternatively stated, at any given time, there are approximately **437** SMI individuals in Maricopa County jails, and **680** SMI individuals on probation.
- ❖ Among the SMI in the jails, only **8%** of them are low-risk to recidivate.
- ❖ Of the SMI that do come back to jail, they come back sooner than non-SMI.
- ❖ SMI population in the Maricopa County jails tends to be older and more likely to be female than the general jail population.
- ❖ Approximately **8%** of individuals in Maricopa County jails reported being currently or recently homeless.
- ❖ Among the homeless population in Maricopa County jails, **10% are** as SMI.
- ❖ Among frequent homeless Maricopa County jail users (4 or more stays in a 5-year period) **13%** are SMI.

## What is Maricopa County doing about this?

- ❖ County leadership focus on the justice-involved SMI in Maricopa County.
- ❖ Close working relationship between Maricopa County and Arnold v. Sarn project manager.
- ❖ New data and research internally to inform decision-makers on the realities of this population.
- ❖ Awareness and examination of court and prosecutorial best practices.
- ❖ Specialty courts (Homelessness Court, Mental Health Court, Continuum of Care Court).
- ❖ Peer navigator and other programs from Maricopa County Correctional Health Services to provide services upon community reentry from jail.
- ❖ Strong County partnership with CASS and the Human Services Campus.

Questions? Email me: [kovacsm@mail.maricopa.gov](mailto:kovacsm@mail.maricopa.gov)

