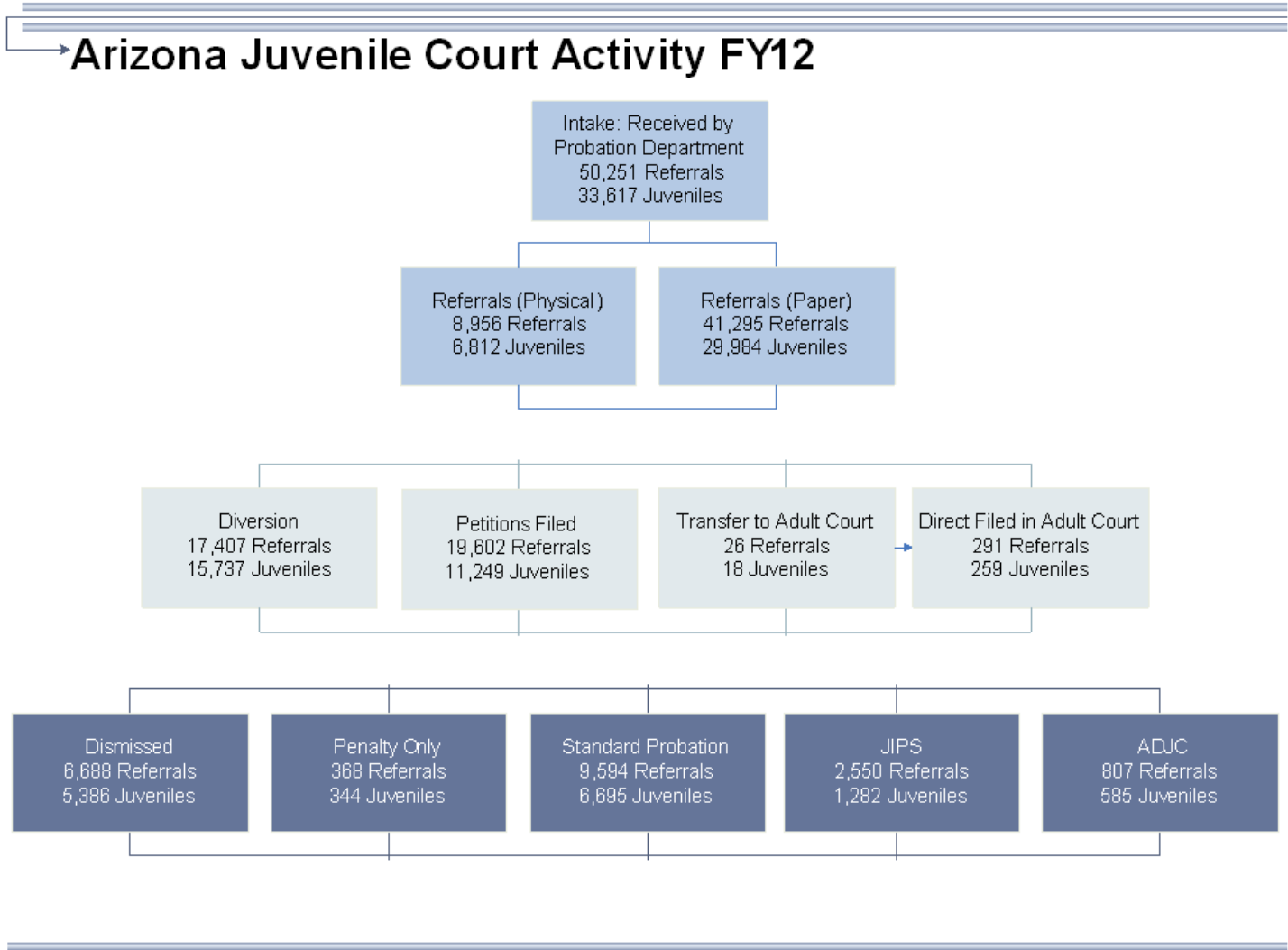


# Arizona's Juvenile Court Counts FY2012

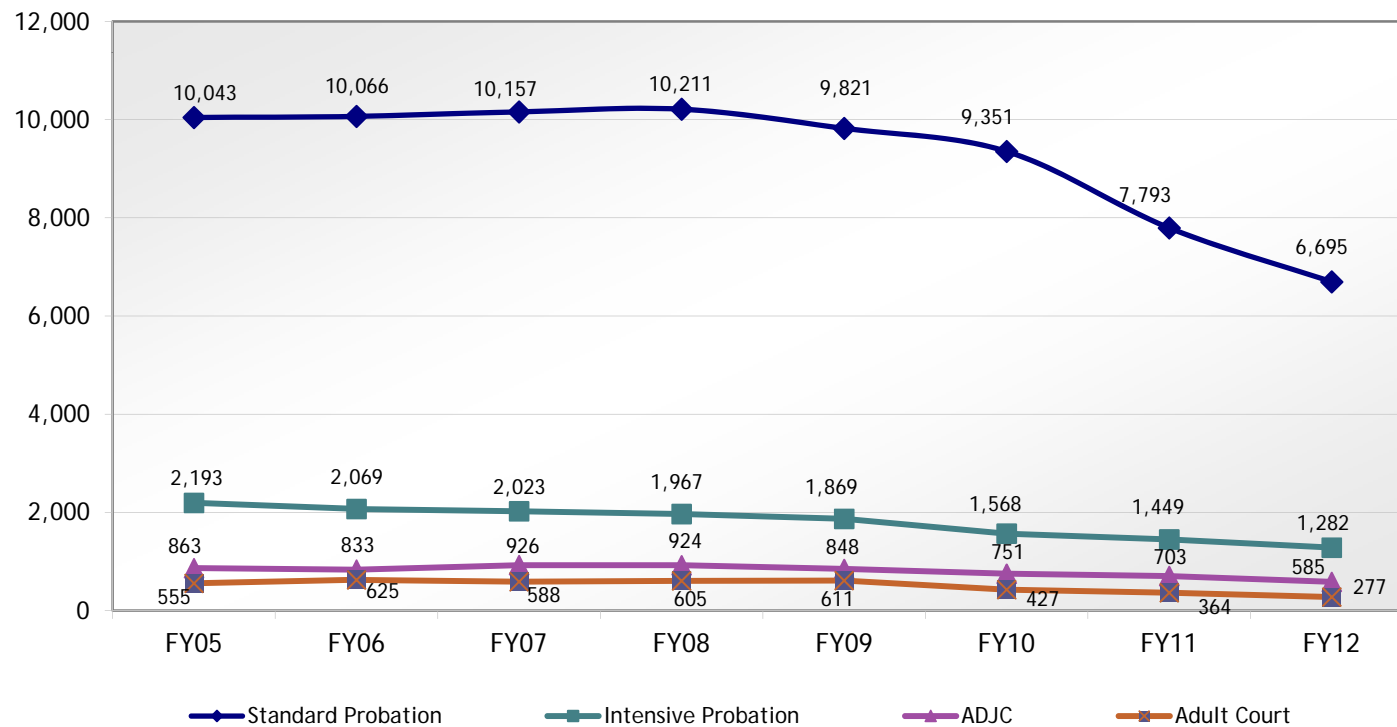
Children's Action Alliance-JJ Committee Meeting  
June 6th, 2013

# Overview



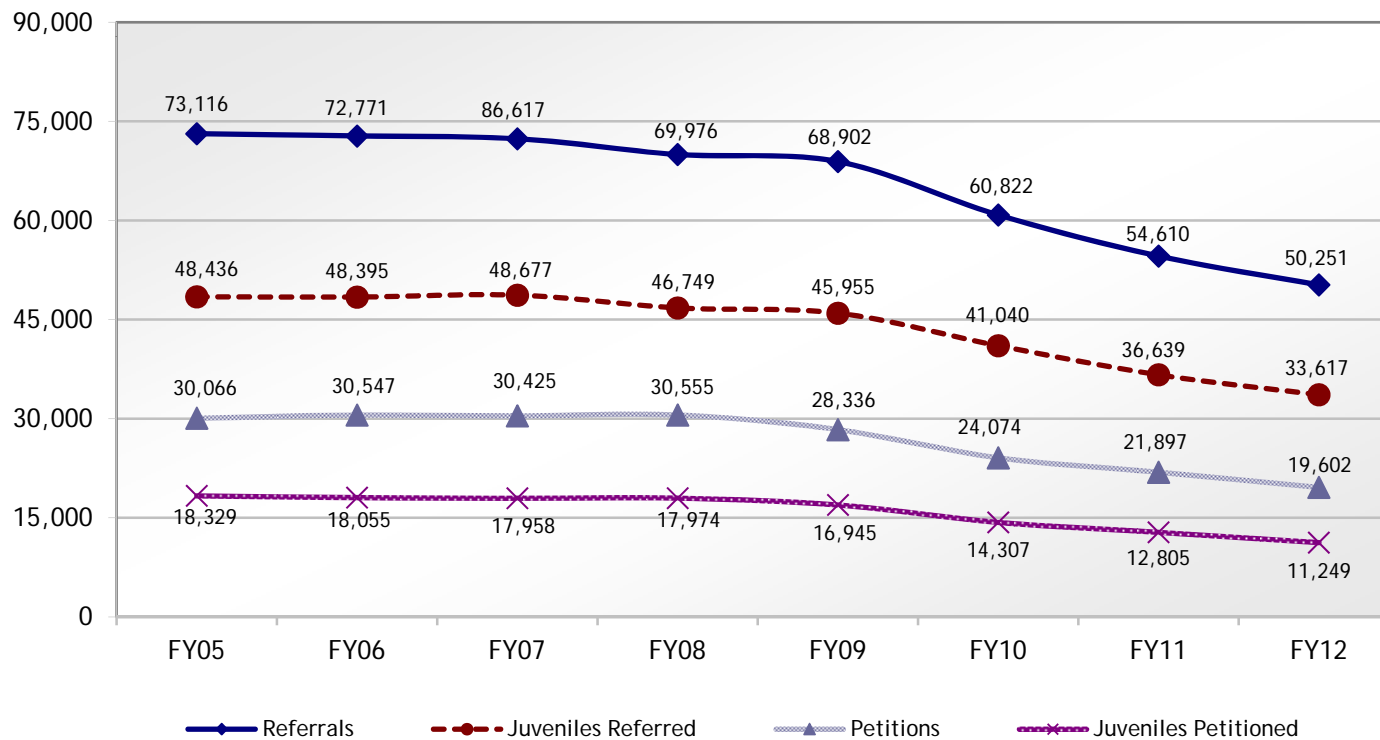
# Dispositions

The Number of Juveniles Dispositioned to Probation, Intensive Probation, ADJC and Adult Court - Fiscal Years 2005 - 2012



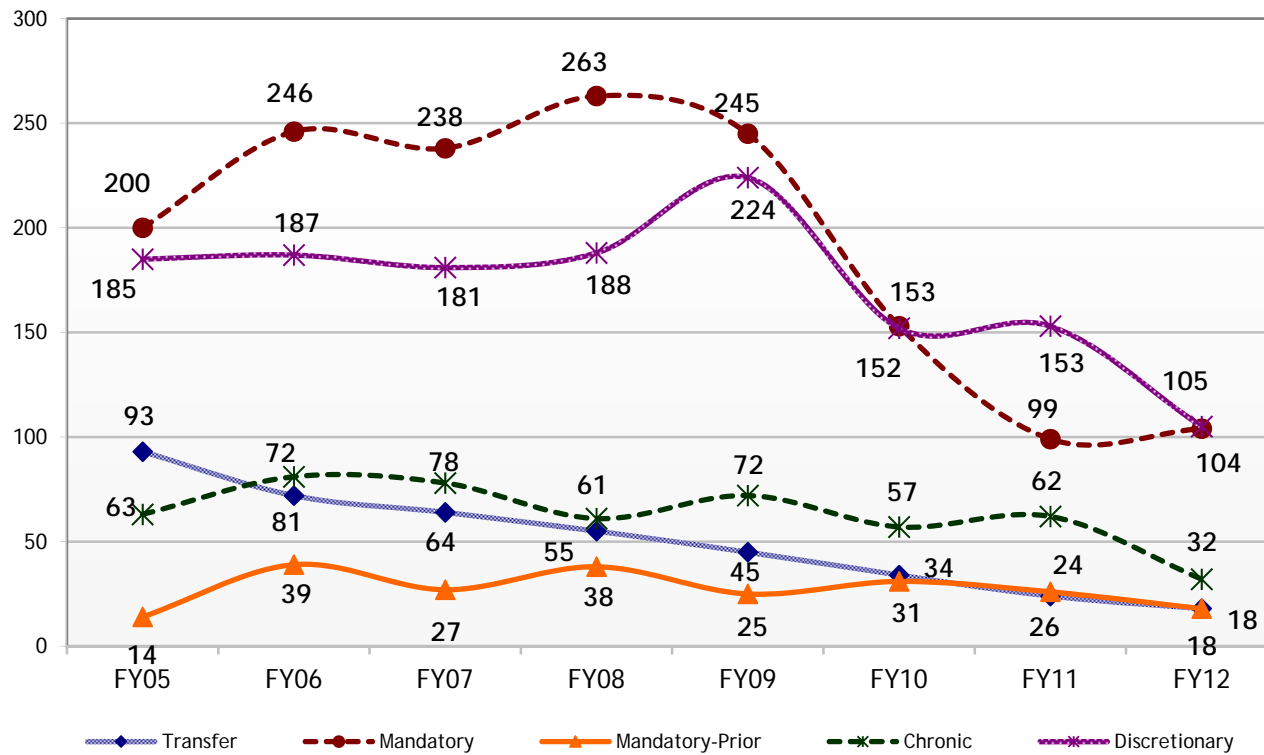
# Referrals and Petitions

Referrals, Petitions Filed and Juveniles Referred and Petitioned  
Fiscal Years 2005 - 2012



# Adult Court

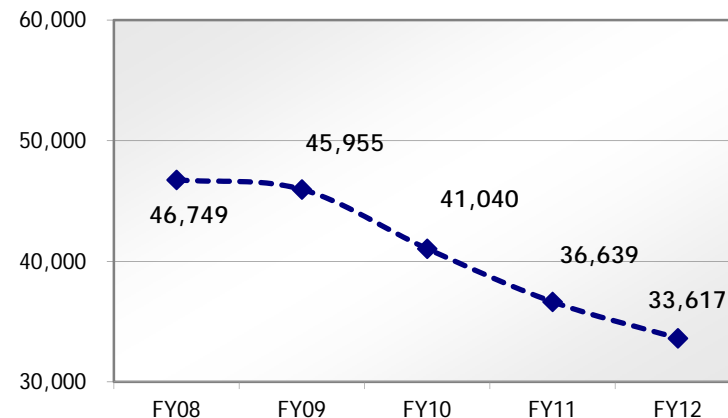
Pathways for Juveniles Transferred and/or Direct Filed in Adult Court  
Fiscal Years 2005 - 2012



# Juveniles Referred

- There has been a **28%** decrease in the number of juveniles referred since 2008
- **8.2%** of that reduction came over the last year
- Both numbers of juveniles referred and numbers of referrals are down comparable amounts over that time frame

Juveniles Referred



# 33,617 Juveniles Referred

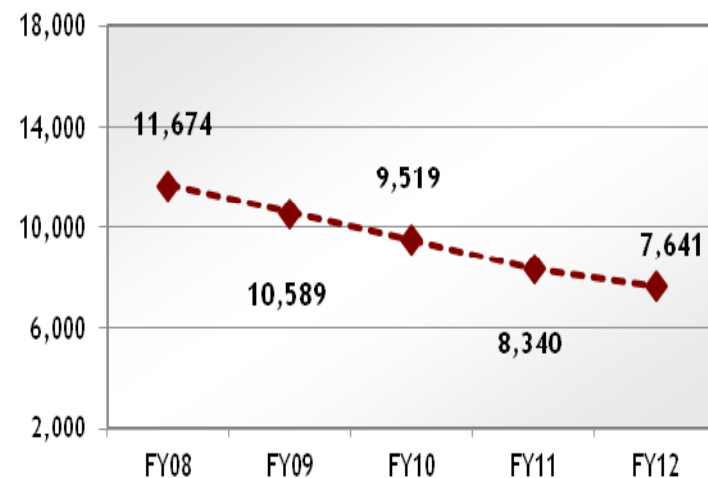
- 66% were male
- 51% are first time offenders
- 53% had misdemeanors as the most serious offense
- 51% were 16 or 17
- 5% (1,784) committed felonies against person offenses

Hispanic	12,674	37.70%
African American	3,170	9.43%
Anglo	14,985	44.58%
Native American	1,931	5.74%
Other	259	0.77%
Unknown	104	0.31%
Asian/Pacific Islander	494	1.47%
<i>TOTAL</i>	33,617	100.00%

# Juveniles Detained

- 8.3% reduction in the number of juveniles detained since last year (35% reduction over the last 5 years)
- 5131 (67%) of these juveniles were detained as the result of a referral
- The remaining 33% were detained as a result of court holds, warrants, probation consequences or for another jurisdiction.

Juveniles Detained





# 7,641 Juveniles Detained

- 77% were male
- 61% were 16 or older
- 35.52% (of the 5,131 detained on offenses) had more than 3 prior referrals with 19% having at least 8 priors
- 53% of those detained on a referral were for felonies
- Counties are looking at alternatives to detention

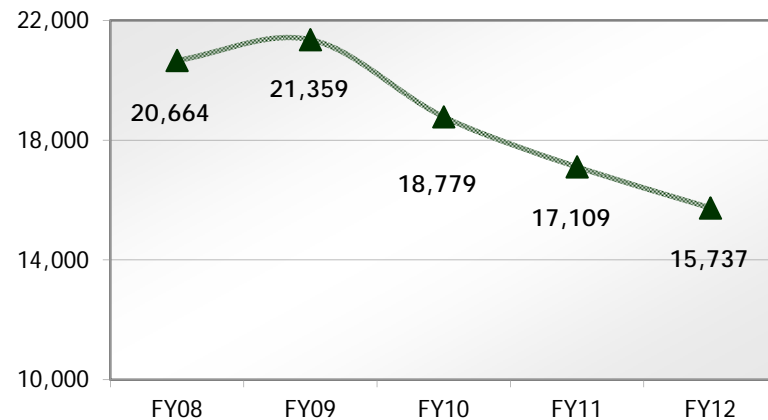
**Table 2.4 Race: Juveniles Detained FY12**

Hispanic	3,258	42.64%
African American	907	11.87%
Anglo	2,850	37.30%
Native American	555	7.26%
Asian/Pacific Islander	35	0.46%
Other	16	0.21%
Unknown	20	0.26%
<i>TOTAL</i>	7,641	100.00%

# Juveniles Diverted

- The number of juveniles diverted has decreased 8% from last year
- The percent of total referrals diverted was 46%

Juveniles Diverted



# 15,737 Diverted

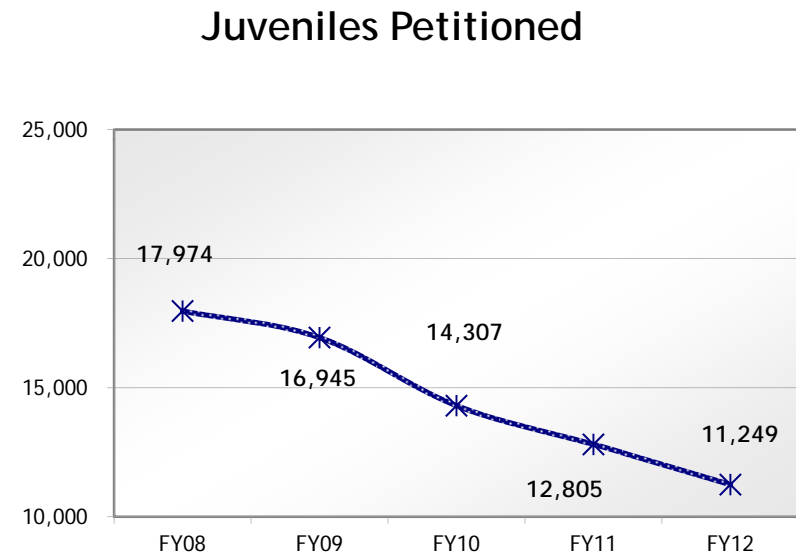
- 60% were male
- 42% were 16 or older
- 72% of these youths had committed public peace offenses, misdemeanors against property, and status offenses
- 68% of these youths were first time offenders

**Table 3.4 Race: Juveniles Diverted FY12**

Hispanic	5,992	38.08%
African American	1,308	8.31%
Anglo	7,274	46.22%
Native American	738	4.69%
Asian/Pacific Islander	161	1.02%
Other	60	0.38%
Unknown	204	1.30%
<i>TOTAL</i>	15,737	100.00%

# Juveniles Petitioned

- 12% decline in both petitions filed and juveniles petitioned since last year
- 33% of juveniles referred to juvenile court were petitioned



# 11,249 Juvenile Petitioned

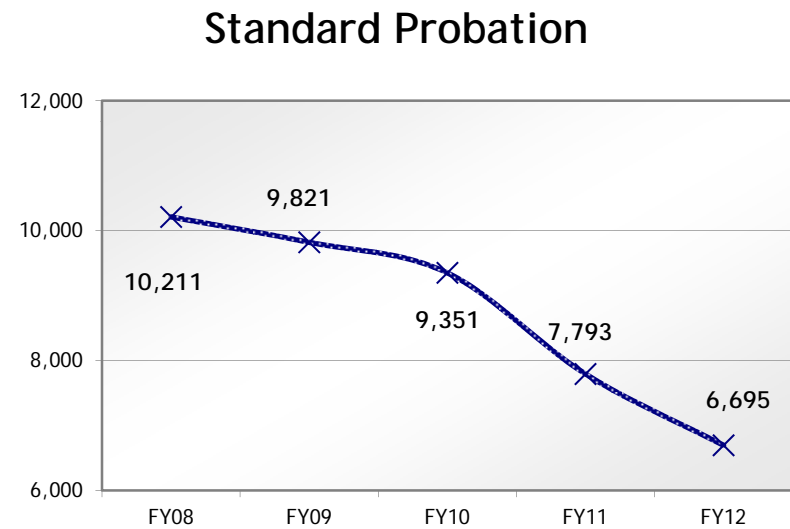
- 75% were male
- 54% were 16 or older
- 47% of these juveniles had committed felonies
- 26% of these were first time offenders
- 9% had committed felonies against person

**Table 4.4 Race: Petitions Filed FY12**

Hispanic	4,630	41.16%
African American	1,170	10.40%
Anglo	4,437	39.44%
Native American	882	7.84%
Asian/Pacific Islander	57	0.51%
Other	28	0.25%
Unknown	45	0.40%
<i>TOTAL</i>	11,249	100.0

# Standard Probation

- 14% decline in juveniles disposed to Standard Probation
- 20% of the juveniles referred end up on Standard Probation
- This is slightly less than last year (21% in FY11)



# 6,695 Juveniles placed on Standard Probation

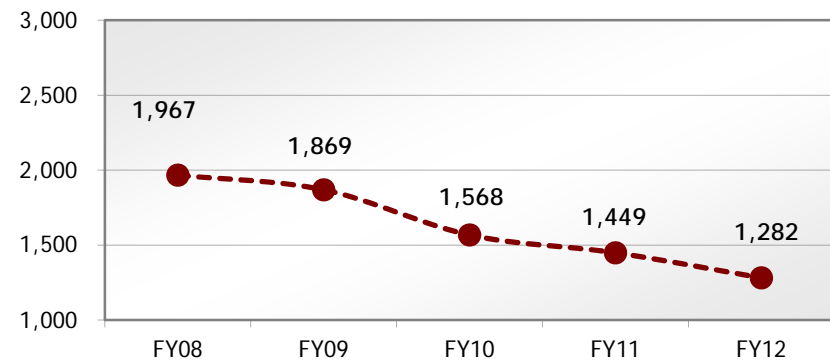
- 77% were male
- 59% were 16 or older
- 23% were first time offenders
- 53% had committed felonies
- 10% had committed felonies against person

Hispanic	2,725	40.70%
African American	630	9.41%
Anglo	2,724	40.69%
Native American	537	8.02%
Asian/Pacific Islander	35	0.52%
Other	16	0.24%
Unknown	28	0.42%
<i>TOTAL</i>	6,695	100.0%

# Juvenile Intensive Probation (JIPS)

- 12% decline in the number of juveniles disposed to JIPS since last year
- Both this year and last year we see 4% of the juveniles referred disposed to JIPS

Juvenile Intensive Probation (JIPS)





# 1,282 Juveniles placed on JIPS

- 87% were male
- 65% were 16 or older
- <5% were first time offenders
- 50% were placed on JIPS on an offense that had felony as the most serious
- 11% were placed on JIPS for an offense that was a felony against person

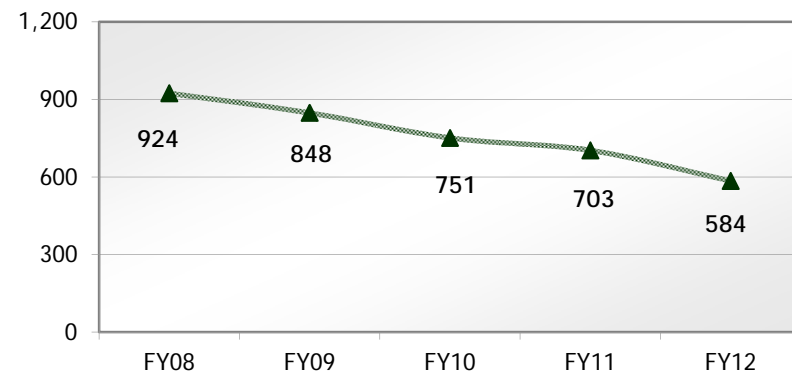
**Table 8.4** Race: Disposition to JIPS FY12

Hispanic	656	51.17%
African American	120	9.36%
Anglo	426	33.23%
Native American	72	5.62%
Asian/Pacific Islander	5	0.39%
Other	1	0.08%
Unknown	2	0.16%
<i>TOTAL</i>	1,282	100.0%

# ADJC

- 17% (119 youths) reduction in juveniles disposed to ADJC since last year, 36% reduction since FY08.
- 84% males.

Arizona Department of Juvenile Corrections (ADJC)



# ADJC

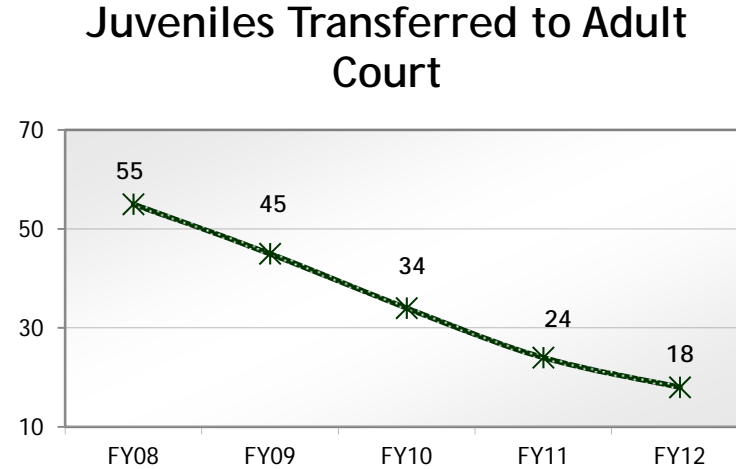
- 78% of these juveniles had 5 or more prior referrals.
- 42% had a Felony charge on the committing offense.
- 40% were for committed to ADJC for obstruction of justice offenses.

**Table 9.4** Race: Disposition to ADJC FY12

Hispanic	280	47.86%
African American	76	12.99%
Anglo	198	33.85%
Native American	24	4.10%
Asian/Pacific Islander	1	0.17%
Other	4	0.68%
Unknown	1	0.34%
<i>TOTAL</i>	584	100.00%

# Juveniles Transferred to Adult Court

- This is a judicial decision
- 67% decline over the last 5 years, 25% decline over the last year
- We see a similar decline in both number of referrals and number of juveniles transferred



# 18 Juveniles Transferred to Adult Court

- 100% are male
- 89% are 16 or older
- 95% are transferred for felony offenses
- 61% have 6 or more prior referrals

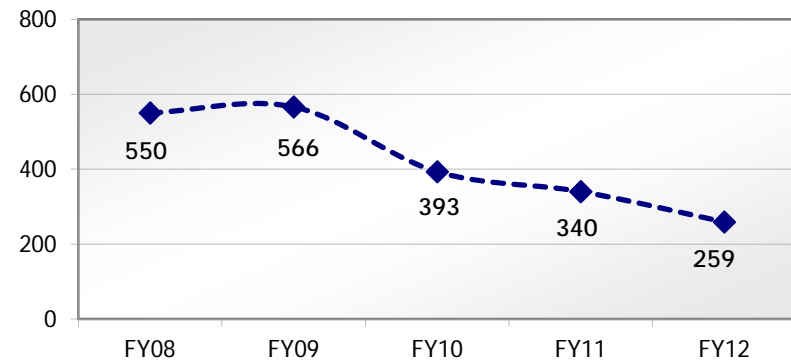
**Table 11.18** Race: Juveniles Transferred FY12

Hispanic	11	61.11%
African American	4	22.22%
Anglo	3	16.67%
Native American	0	0.00%
Asian/Pacific Islander	0	0.00%
Other	0	0.00%
Unknown	0	0.00%
<i>TOTAL</i>	18	100.00%

# Juveniles Direct Filed in Adult Court

- Non-Judicial decision
- 24% decline in juveniles direct filed since last year
- Drop of 68% from a historic high of 804 juveniles during FY99

Direct Filed to Adult Court



# 259 Juveniles Direct Filed to Adult Court

- 93% were male
- 81% were 16 or older
- 98% were direct filed for felonies
- 60% were direct filed on felonies against person

Hispanic	158	61.00%
African American	44	16.99%
Anglo	45	17.37%
Native American	9	3.47%
Asian/Pacific Islander	2	0.77%
Other	1	0.39%
<i>TOTAL</i>	259	100.00%

## Both Direct Filed and Transferred Juveniles

- **277 Juveniles were direct filed and transferred in FY11. This is < 1.0% of all the juveniles referred to the court that year. This number is significantly down from last year which was 364, a decline of 87 (23.9%) youth.**





# Contact Information

David P. Redpath  
Research Manager  
Administrative office of the Courts  
Juvenile Justice Services Division

[www.azcourts.gov](http://www.azcourts.gov)

[dredpath@courts.az.gov](mailto:dredpath@courts.az.gov)

602.452.3521

Thank you & Questions?